

Meguro City

How to Separate and Dispose of Waste Items and Recyclables



FY2020 Edition

Please take all waste items and recyclables out to the designated collection site.

Check your collection day with the collection day schedule list on Page 1 and put it in the blank .

Recyclables

Once a week

Day of the week

★Sort recyclables into each category and dispose of them at the collection site before 8:00 am.

① Plastic containers and packages



② PET bottles

※Dispose caps and labels as ①



③ Bottles (for beverages and foods)

※Metal caps are non-combustible.



④ Cans

Aluminum and steel (for beverages and foods)



P2 & P3

Combustible

Twice a week

Day of the week

Kitchen garbage, cooking oil, clothes and fabric, twigs and dead leaves, leather products and rubber products, plastic products other than containers or packages, etc.

P4

Non-combustible

Twice a month

Week of the month

Day of the week

Ceramics, glass and metal

↳ Wrap sharp objects and broken items in paper and write "キケン"(dangerous) before disposal.

Spray cans, lighters, gas cartridge bottles

↳ Use up the contents and put these items in a bag separate from other items and write "キケン"(dangerous) on the bag.

Small home appliances (the longest side is less than 30cm)

↳ Nine types of small home appliances are collected at different designated locations in the city. It can also be collected by the forwarding service. Refer Page 8 for detail.

P5

Products containing mercury

Once a month

Week of the month

Day of the week

Tube-shaped and light bulb-shaped fluorescent lights and other items containing mercury

↳ Please the used items either in the case its replacement came in or in a bag.

Please take these items to the collection site before 8:00 am on the designated collection day that comes once a month.

※Please use a separate garbage bag from one for non-combustible wastes.

P5

Used paper Group Collection

★Please take these items out to the collection site before 8:00 am.

Day of the week

① Newspapers ② Miscellaneous (magazine, book, waste paper, etc.) ③ Cardboard boxes

Used paper from households are collected by your town council or residents' association. Check your collection day by the signboard at your waste collection site.

※Used papers generated from business activities cannot through the group collection.

P6

Please take out your large-sized waste to the location instructed at the time of application.

Large-sized waste Paid service, application required

※Generally, any items with at least one side 30cm or longer are treated as large-sized waste.

Please make an application at Meguro City Large-sized Waste Acceptance Center.

☎ 03-5715-0053

Monday through Saturday, national holidays (excluding the year-end/New year's holidays): 8:00am to 7:00pm.

Internet application:available 24/7 Please use multilingual translation function.

Meguro City website: "オンラインサービス"(Online service), "粗大ごみ処理の手続き"(Procedures of oversized garbage processing)

P7

Collection of small home appliances (home computers,etc.) ⇒ P8

Items collected at other locations but not at the garbage collecting sites (four types of home appliances/batteries, etc.) ⇒ P9

Please refer to the flip side for disposal precautions!



Please follow the rules when disposing recyclables and waste items at the appropriate collection site:

- Keep the waste-collection site clean.
- Classify recyclables and waste items appropriately.
- Take out recyclables and waste items on the designated day and time.

Fee exempted for up to four 45ℓ-bags on each collection day. A fee must be paid for the fifth or more bags. Please refer to **P10**.



Recyclables

Plastic containers and packages

How to dispose Place items in a transparent bag for visibility. Use up the items and rinse them to remove stains inside. **※Do not double or triple layer the bags.**



Please classify items for disposal.

Taking out before 8:00am.

P2&3

PET bottles

How to dispose Place items in a transparent bag or a designated net bag. Remove caps and labels. Rinse and crush PET bottles. **※Dispose caps and labels as same as plastic containers and plastic packages.**



Bottles

How to dispose Place items in a transparent bag or a designated bin. Rinse bottles. Remove metal caps and dispose of them as non-combustible wastes. Rinse cans.



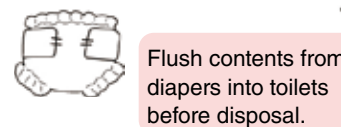
Cans

Combustible waste

How to dispose Place combustible wastes into either a garbage can with a lid or a transparent bag.



Squeeze out water from kitchen garbage.



Cut twigs into 50cm long or less and bundle them together into 30cm in diameter or less.

P4

Non-combustible waste

How to dispose Place non-combustible wastes into either a garbage can with a lid or a transparent bag.



Make sure to use up all contents of spray cans, lighters and gas cartridge bottles. Put them in a garbage bag separate from other waste items and mark "キケン" (dangerous) on the bag.

Wrap glass, broken bottles and sharp objects like knives in paper and mark "キケン" (dangerous).

P5

Products containing mercury

Taking out before 8:00am



Place these items in a bag separate from other waste items and write "Suigin" (mercury thermometer or mercury blood pressure manometer, etc.).

Place items such as fluorescent lights (keikoukan) containing mercury in the case their replacements came in or in a bag marked "Keikoukan" (fluorescent lights) before disposal.

P5

Used paper

How to dispose

Bundle each classified item with strings

Taking out before 8:00am

P6

Group Collection Newspapers

Bundle flyers together with newspapers.



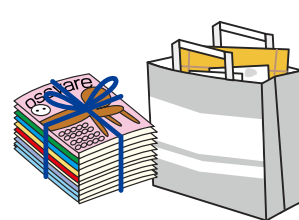
Cardboard boxes

Fold to flatten.



Miscellaneous (magazine, book, waste paper, etc.)

Remove non-paper parts from Place waste paper (paper boxes, pamphlets, wrapping papers, flyers dropped into the mailbox, etc.) between magazine pages or put them into paper bags. (Remove non-paper parts.) Remove any hard covers from books and dispose of them as combustible wastes.



※Used paper is collected even on rainy days.

Meguro City

Recyclables and Waste Items Collection Days of the Week




Non-combustibles and products containing mercury are collected on the days marked in yellow

Area	Recyclables	Combustibles	Non-combustibles
			Products containing mercury
1 to 3 Aobadai	Thu.	Tue. & Fri.	1st & 3rd Sat.
4 Aobadai	Thu.	Tue. & Fri.	1st & 3rd Sat.
1 & 2 Chuochō	Sat.	Mon. & Thu.	2nd & 4th Fri.
1 & 2 Gohongi	Mon.	Tue. & Fri.	2nd & 4th Wed.
3 Gohongi	Wed.	Mon. & Thu.	2nd & 4th Fri.
1 & 2 Haramachi	Tue.	Wed. & Sat.	2nd & 4th Thu.
1 & 2 Higashigaoka	Wed.	Mon. & Thu.	1st & 3rd Fri.
1 to 3 Higashiyama	Mon.	Tue. & Fri.	1st & 3rd Wed.
1 & 2 Himonya	Tue.	Wed. & Sat.	2nd & 4th Thu.
3 & 4 Himonya	Fri.	Wed. & Sat.	2nd & 4th Thu.
5 & 6 Himonya	Wed.	Mon. & Thu.	2nd & 4th Fri.
1 to 3 Jiyugaoka	Fri.	Wed. & Sat.	1st & 3rd Mon.
1 Kakinokizaka	Wed.	Mon. & Thu.	2nd & 4th Fri.
2 & 3 Kakinokizaka	Wed.	Mon. & Thu.	1st & 3rd Fri.
1 Kamimeguro	Thu.	Tue. & Fri.	1st & 3rd Sat.
2 Kamimeguro	Sat.	Mon. & Thu.	2nd & 4th Tue.
3 Kamimeguro	Sat.	Tue. & Fri.	2nd & 4th Wed.
4 & 5 Kamimeguro	Mon.	Tue. & Fri.	2nd & 4th Wed.
1 to 4 Komaba	Mon.	Tue. & Fri.	1st & 3rd Sat.
1 Meguro	Thu.	Tue. & Fri.	2nd & 4th Sat.
2 Meguro	Thu.	Tue. & Fri.	1st & 3rd Sat.
3 & 4 Meguro	Sat.	Mon. & Thu.	1st & 3rd Tue.
1 to 3 Megurohoncho	Tue.	Wed. & Sat.	1st & 3rd Thu.
4 to 6 Megurohoncho	Tue.	Wed. & Sat.	1st & 3rd Thu.
1 to 3 Midorigaoka	Fri.	Wed. & Sat.	1st & 3rd Mon.
1 Minami	Tue.	Wed. & Sat.	2nd & 4th Thu.
2 Minami	Fri.	Wed. & Sat.	2nd & 4th Thu.

Area	Recyclables	Combustibles	Non-combustibles
			Products containing mercury
3 Minami	Fri.	Wed. & Sat.	2nd & 4th Mon.
1 & 2 Mita	Thu.	Tue. & Fri.	2nd & 4th Sat.
1 & 2 Nakacho	Sat.	Mon. & Thu.	1st & 3rd Tue.
1 & 2 Nakameguro	Thu.	Tue. & Fri.	1st & 3rd Sat.
3 to 5 Nakameguro	Sat.	Mon. & Thu.	2nd & 4th Tue.
1 Nakane	Fri.	Wed. & Sat.	1st & 3rd Mon.
2 Nakane	Fri.	Wed. & Sat.	2nd & 4th Mon.
1 & 2 Ohashi	Mon.	Tue. & Fri.	1st & 3rd Wed.
1 & 2 Ookayama	Fri.	Wed. & Sat.	2nd & 4th Mon.
1 & 2 Senzoku	Tue.	Wed. & Sat.	2nd & 4th Thu.
1 & 2 Shimomeguro	Thu.	Tue. & Fri.	2nd & 4th Sat.
3 to 5 Shimomeguro	Thu.	Tue. & Fri.	2nd & 4th Sat.
6 Shimomeguro	Tue.	Wed. & Sat.	1st & 3rd Thu.
1 & 2 Tairamachi	Fri.	Wed. & Sat.	2nd & 4th Mon.
1 to 3 Takaban	Wed.	Mon. & Thu.	2nd & 4th Fri.
1 to 5 Yakumo	Wed.	Mon. & Thu.	1st & 3rd Fri.
1 & 2 Yutenji	Sat.	Mon. & Thu.	2nd & 4th Tue.

Example of bimonthly collection days for non-combustible wastes

For example, "1st & 3rd Mon." represents the first and third Monday of the month.



On any fifth day on the week in a month, there will be no collection for non-combustible wastes

Large-sized waste **Paid service, application required**

Please make an application at Meguro City Large-sized Waste Acceptance Center

03-5715-0053

Monday through Saturday, national holidays (excluding the year-end/New year's holidays): 8:00am to 7:00pm.

Collection of used paper

Check your collection days by the signboard at your waste collection site.

Recyclables Once a week

- Remove stains from recyclables and classify them into each category.
- Be sure to place recyclables at the collection site before 8:00 am on the designated collection day.
- Collection time and collection vehicles differ depending on types of items.


① Plastic containers and packages

Wraps, containers and bags made from plastic that were initially used for purchased merchandise but became unnecessary after their contents were removed.




Packages

Containers for eggs, natto (fermented soy beans), miso, fruits, etc. and takeout bento boxes, etc.



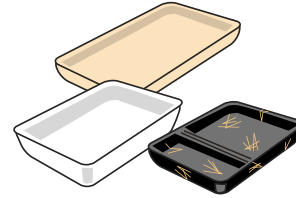
Cups

Containers for cup noodles, yogurts, puddings, jellos, etc.



Trays

Trays for meats, fish, vegetables, etc.



Bottles

Containers for shampoos, conditioners, dish soaps, etc.



Bags

Plastic bags, and bags for snacks, bread, refillable products, etc.




Packing materials and Styrofoam

Nets for fruits and vegetables, styrofoam for electric appliances, bubble-wrap, etc.

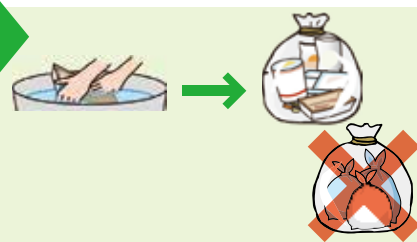


Other containers and packages

Labels, caps, lids, packaging-films, candy-wrappers, bread clips, packs of pills, etc.



How to dispose



- ① Remove all contents.
- ② Rinse to remove stains.
- ③ Place items in a transparent bag.

※ If paper price tags or paper labels cannot be removed, dispose of them as is.
 ※ Do not double or triple-layer the bags.

✗ Items not acceptable

- Items with unremovable stains



- Plastic products excluding containers or packages

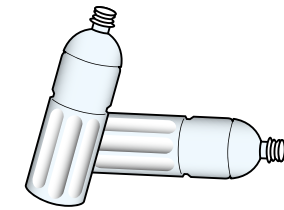


- PET bottles



② PET bottles

for softdrinks, alcoholic beverages, soy sauce, etc.



How to dispose

- ① Remove and dispose of caps and labels
 - ② Rinse and drain off the water.
 - ③ Put them into a designated net or a transparent bag.
- Crush lengthwise
- (⇒ as recyclables ① plastic containers and packages)

③ Bottles

for beverage and food



How to dispose

- ① Remove caps.
- ② Rinse and drain off the water.
- ③ Put them into the designated bin (yellow) or a transparent bag.

※ Dispose metal caps as non-combustible wastes

✗ Items cannot be collected if

- Stains or oil are unremovable.
- Items are broken bottles, glass sheets or glass cups.
- Items are bottles for cosmetics and chemicals.



④ Cans

(aluminum cans and steel cans) for beverages and foods



How to dispose

- ① Rinse and drain off the water.
- ② Put them into the designated bin (blue) or a transparent bag.

※ Loosely tighten the cap when disposing of bottles.

✗ Items cannot be collected if

- Stains or oil are unremovable.
- They are spray cans.



Combustible waste

Twice a week

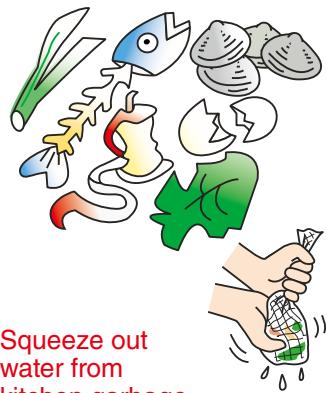
How to dispose

Place combustible wastes into either a garbage can with a lid or a transparent bag.



※Generally, dispose of any waste product 30cm wide or larger as large-sized waste. Please take out waste items before the time designated on the signboard at the collection site.

Kitchen garbage



Squeeze out water from kitchen garbage.

Cooking oil



Soak cooking oil in used paper or old fabric, or solidify it with a coagulator.

Clothes and fabric



Twigs and dead leaves



Cut twigs into 50cm long or less and bundle them in 30cm in diameter or less. Up to four bundles are collectable at one time.


Leather products and rubber products



If small metal parts such as clasps cannot be removed, dispose of them as is.

Plastic products other than containers or packages (no ♻️ sign attached)

CDs, video tapes, stationeries, household goods, toys, plastic or wooden hangers, * etc.



※You can dispose items containing a little metal part as combustible wastes.

Plastic bottles, containers or packages with unremovable stains

Plastic items with this sign: ♻️



Paper unable to be collected as used paper

Paper cups, receipts, photos, pressure bonded postcards, paper scraps, tissue papers, detergent boxes, courier service labels, paper lined with aluminum (sake cartons, etc), etc



Others

Hygiene products, blue ice gel, etc.



※Flush excrements from diapers into a toilet bowl.



Non-combustible waste

Twice a month

How to dispose

Place non-combustible wastes into either a garbage can with a lid or a transparent bag.



※Generally, dispose of any waste 30cm wide or larger as large-sized waste. Please take out wastes before the time designated on the signboard at the collection site.

Ceramics, glass



Wrap sharp or broken objects such as blades or metal sticks with paper and mark "キケン" (dangerous) on it before disposing.



Metal



Spray cans, lighters, gas cartridge bottles (use up contents)



CAUTION !!

If spray cans, lighters and gas cartridge bottles have remaining contents inside, it may create a fire hazard for waste collection vehicles. Follow the instructions below for disposal:

- ① Be sure to use up contents inside.
- ② Use a garbage bag separate from other non-combustible wastes.
- ③ Mark "キケン" (dangerous) on the garbage bag.

※You do not need to puncture cans.

※If you need to dispose spray cans with contents inside, be sure to consult with Meguro Waste Collection Office.

Small home appliances (A longest side is smaller than 30cm)

(Items measuring 30cm or longer on any side are considered large-sized waste.)



※Rice cookers that capacity is 1 liter or larger are considered as large-sized waste.

※The nine types of small home appliances are collected at designated locations. It can also be collected by the forwarding service.

⇒Please refer details on Page 8.

Products containing mercury

Please take these items to the collection site before 8:00am on the designated collection day once a month. ※Please use a separate garbage bag from one for non-combustible wastes.

Tube-shaped and bulb-shaped fluorescent lights



Place it in replacement packaging or write "Keikoukan" (fluorescent tube) on the garbage bag.

Other items containing mercury

Mercury thermometers, mercury blood pressure manometer, etc.



Write "Suigin" on the transparent bag before disposal.

Incandescent bulbs, LED bulbs, miniature bulbs and neon glow lamps are Non-Combustible waste. Place them in replacement packaging or wrap in paper and dispose them.



Used paper

Group Collection
(newspapers, cardboard boxes, magazines)

Used paper products from around the household are collected by your town council or residents' association (group collection).

- Please place used papers at the collection site **before 8:00am**. (Check your collection day by the signboard at your waste collection site.)
- Used paper is collected even on rainy days. (Wet used paper is still recyclable.)
- ※ Used paper derived from business entities cannot be collected at the Group Collection sites.

How to dispose

Bundle items in each category and tie them up with strings.


- Remove parts other than paper from waste paper and insert them between magazine pages or put them in a paper bag for disposal.

Newspapers



※ Bundle flyers together with newspapers.

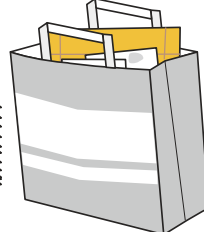
Cardboard boxes



※ Fold them to flatten.
※ Do not use packing tape to hold the boxes together.

Miscellaneous

Magazines, books, waste paper, etc.



※ Remove hard covers from books and dispose them as combustible waste.
※ Remove parts other than paper (tape, film, metal, etc.).

What can be classified as waste paper?


Paper boxes, copy paper, wrapping paper, pamphlets, calendars, envelopes, flyers, etc.

- Paper box for snacks or food
- Tissue box




Remove plastic parts

- Catalog
- Pamphlet



- Calendar



Remove metal parts

- Envelope



Remove labels and plastic parts

- Paper bag



Remove handle if that is not made with paper

✗ Items that Meguro City does not collect ※ Please dispose them as combustible waste.

- Water-proof coated products (paper cups)
- Thermal paper (receipts)
- Photos
- Pressure bonded postcards
- Paper scraps
- Dirty or odor stained papers (pizza boxes, detergent boxes, incense boxes, disposal diaper)
- Carbon paper (packing slips of courier services)
- Paper lined with aluminium (sake carton, etc.)
- Shredded paper
- Hard covers of books

Large-sized waste

Fee and application required

Generally, if an item's side is 30cm in length or longer, it is considered a large-sized waste. Examples of large-sized waste include bedding, furniture, home appliances and bicycles. An application is required by phone or internet for disposal.

Be careful

Center is very busy during high seasons for house-moving, the year-end and New Year's holidays. Make an early application.



How to dispose

Handling fees are determined by the sum of the two longest sides' length (height, width or depth) of cabinets and similar items. Measure your furniture's size before applying.

1

Make an appointment with the Large-sized Waste Acceptance Center

※ The pick-up date and prices will be notified at the time of application.

☎ 03-5715-0053

Hours of operation:
Monday through Saturday, 8:00am to 7:00pm
Phone calls can be made on national holidays except for during the year-end/New Year's holiday

Internet application (available 24/7) Please use multilingual translation function.

※ Meguro City website: "オンラインサービス" (Online service), "粗大ごみ処理の手続き" (Procedures of oversized garbage processing)
※ You can apply on the internet for limited items.

2

Purchase a Large-sized Waste Disposal Ticket issued by Meguro City

Purchase tickets for a Large-sized Waste Disposal at member stores or convenient stores with a sticker indicated on the right.

※ Please note that you cannot dispose of your large-sized waste with a ticket issued by any organization other than Meguro City.



3

Adhere a Large-sized Waste Disposal Ticket onto the item being disposed

※ An item without both an application and a Large-sized Waste Disposal Ticket will not be picked up.

- Write "date and application number" or "date and name" on the ticket and adhere it to the visible area of the large-sized waste.
- Place your large-sized waste to the designated location such as in front of your entrance door or driveway before 8:00am on the designated collection day.

(In the case of housing like apartments, place the large-sized waste at a location designated by your apartment management office.)



✗ The following items cannot be disposed of as large-sized waste

- Home computers
- Air conditioners, televisions, refrigerators, freezers, washing machines, dryers (for clothes)
- Toxic or hazardous items or other special items
- Items difficult to transport (longer than 200cm)

⇒ Refer to Page 8 for more details.

⇒ Refer to Page 9 for more details.

The city will not collect large-sized wastes derived from business activities.

Collection of small home appliances

Items from business entities will not be collected.

All of small home appliances contain precious metal (gold, silver, copper, rare metal, etc.). Meguro City collects the following 9 types of small home appliances used at home such as mobile phones at the collection boxes set at 10 locations within the city.

The city has made an agreement with ReNet Japan Recycle Co., Ltd., a government authorized business operator for the collection of computers via a home collection service from December 2019.

Collection of small home appliances (9 items)

Collecting subjects (nine items)



- Delete all personal information from your appliances (mobile phones for example). Also, remove any memory device such as SD cards from your appliance.
- Remove batteries. ○ Collected items are unreturnable.

Items Collection points (10 locations)

Drop off items in the yellow box at the facilities

- Chiku Service Office (northern, central, southern and western areas)
- Meguro City Office Complex (west entrance)
- Meguro Waste Collection Office
- Meguro Waste Collection Operation Office (Collected at the office on the 2nd floor; ask for help)
- Meguro Eco Plaza
- Komaba Juku Center
- Midorigaoka Community Center (main building)

Items that Meguro City does not collect are as follows:

Home computers will not be collected.

- Other small home appliances not listed above
- Any of an item's sides exceeding 30cm in length (such as item will not be able to pass through the recycling collection box entrance and will not be collected, even if the item is one of the nine listed above)
- Small home appliances from business entities

Home computers and small home appliances

1. Collection via home collection service

Apply with the city partner, ReNet Japan Recycle Co., Ltd. When computers are part of the collected items, the collection fee for one box will be free. Small home appliances such as printers can be included as well.

- ① Online Application
⇒ Apply from the website of ReNet Japan Recycle Co., Ltd.
<https://www.renet.jp/>
- ② When application through internet is not available...
⇒ Please contact the ReNet customer center
☎ 0570-085-800



2. Collection by the computer manufacturer

Apply with the computer manufacturer for collection.

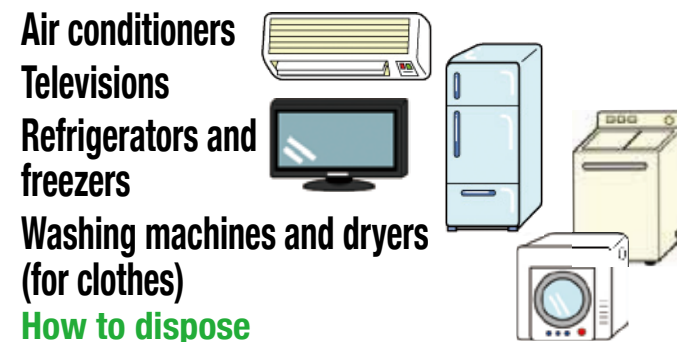
- Products with PC Recycle Mark can be collected or recycled for free.
- Accessories including mouse, keyboard, speaker, cable, etc., can be disposed of together.
- Contact PC3R Promotion Association for homebuilt computers or when the manufacturer is unknown.

☎ 03-5282-7685
<https://www.pc3r.jp/>
(Information is available only in Japanese)



Items collected at other locations but not at the garbage collecting sites

Items subject to the Home Appliance Recycling Law (4 types of appliances)



How to dispose

Please choose a method from the followings:

- ① Request for disposal at the store where you purchased the item or at the store where you will purchase a replacement.
- ② Request for disposal at the Home Appliances Recycling Pick-up Center.

☎ 03-5296-7200

(Hours of operation: Monday through Saturday, 8:00am to 5:00pm; applications accepted on national holidays except for during the year-end/New Year's holiday)

Internet application <<available 24/7>>
<https://kaden23rc.tokyokankyo.or.jp/>
(Information is available only in Japanese.)



- ③ Bring the items to the designated dealers.

Contact the Waste Management & Recycling Section or Meguro Waste Collection Office for the locations of the designated dealers.

Cost for disposal

You have to pay **recycling fee plus transportation cost**.
※ If you bring any items to the designated dealer by yourself, you will be exempted from transportation cost.

Batteries (Alkaline, manganese, and lithium batteries (cylindrical and coin cells))

※ Please tape lithium coin-cell shape batteries to cut off their conduction.



Drop batteries off at the following recycling-collection boxes.

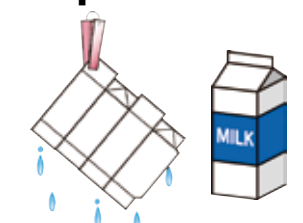
Major locations of the recycling-collection box

- Meguro City Office Complex (west entrance)
- Chiku Service Offices
- Juku Centers
- Dendo Fureai-kan
- Others

Lithium coin-cell shape battery

It is thinner than button battery and the model number of "CR" or "BR" is imprinted.

Paper cartons



Please drop cartons off at the recycling-collection boxes at the following locations or at super markets.

Major locations of the recycling-collection box

- Meguro City Office Complex (west entrance)
- Meguro Eco Plaza
- Consumers Center
- Others

- ※ Wash inside, cut open, and dry cartons.
- ※ If an item's inside is silver-colored (aluminum coating), dispose of it as combustible waste.

Waste Cooking Oils

Limited to vegetable oils.

Ink Cartridges

Limited to genuine products from the following four companies:

Brother, Canon, Epson and HP Japan.

Used Clothing

Not all used clothing are collected. Please contact for more information.



※ Limited to household wastes.

Collection Site
Meguro Eco Plaza
☎ 03-5721-2300

Toxic, hazardous items, or other special items

Meguro City does not collect the following items. Send a request for disposal to the manufacture or the store that item was purchased at, or contract a professional disposal vendor.

- Gas cylinders • Petroleum • Paint • Chemicals (agricultural chemicals, dangerous drugs, etc.)
- Fireworks, matches (unused) • Batteries
- Fire extinguishers • Pianos • Fireproof safes • Tires
- Dirt, sand, stone • Motorcycles

※ If you do not know where to inquire, consult Meuro Waste Collection Office.

Button batteries and rechargeable batteries

- Button battery: Model number SR, PR or LR is imprinted.

Please take them to the "Button Battery Collection" drop-off box at affiliated stores or consult with dealers. You can search affiliated stores at the following web site:
Battery Industry General Incorporated Association Button Battery Collection Promotion Center
☎ 0120-266-205 <http://www.botankaishu.jp/>
(Information is available only in Japanese.)



- Rechargeable battery: Nickel-cadmium battery (Ni-Cd) Nickel-hydrogen battery (Ni-MH), Lithium-ion battery (Li-ion)

Please take them to the "Small Rechargeable Battery Recycling Drop Off Box" at affiliated stores (Electronics stores, etc.). You can search affiliated stores at the following website:
JBRC General Incorporated Association
☎ 03-6403-5673 <https://www.jbrc.com/>
(Information is available only in Japanese.)



Injector used at home

Place needles in the designated container and return them to your pharmacy.

※ Do not dispose of needles as non-combustible waste



Please consult with the City when you have situations as followings:

● Lending a crow-prevention net (Meguro Waste Collection Office, Waste Management & Recycling Section)

The city lends a crow-prevention net for people having trouble with crows around garbage collection sites.

Garbage collection sites in use by **four or more households** are eligible for this service. The maintenance of the net must be undertaken by its users.



● Disposing large volume of garbage at once (unordinary garbage) (Meguro Waste Collection Office)

When you will take large volume of garbage (5 or more of 45-liter-bag) out because of moving or pruning, you have to pay a fee. Please consult and request Meguro Waste Collection Office **in advance**.

● About Garbage Collection sites (Meguro Waste Collection Office)

The location, management, site assignment for each household, etc. are discussed and determined by residents of those area. If the establishment of new collection sites, transfer or split of the collection sites are considered, please consult with the Waste Collection Office in advance. The door-to-door garbage collection is not available in Meguro City except some special circumstances such as too narrow road, high cost because of inefficient collection work, etc.

● Individual Garbage Collection (For elderly living alone) (Meguro Waste Collection Office)

Employees of the Waste Collection Office come to individual's home to collect garbage for those who have difficulty to take garbage out to the designated garbage collection site by him/herself. **Those who registered as an elderly living alone or who is a disable and cannot take garbage out by him/herself.**

● Illegal Dumping

Please contact the following offices if you find illegal dumping.

Location of illegal dumping	Contact	Telephone
On roads (Meguro city roads)	Meguro City Civil Management Division Civil Engineering Inspection Section	03-5722-9426
On roads (Tokyo Metropolitan roads Komazawa-dori, Meguro-dori, Yamate-dori)	Tokyo Daini Construction Office	03-3774-8185
On roads (national highways, Tamagawa-dori)	Tokyo National Highway Office Yoyogi Branch Office	03-3374-9451
On pedestrian paths, inside municipal parks	Meguro City Meguro Civil Engineering and Parks Office Meguro City Himonya Civil Engineering and Parks Office	03-3711-6825 03-5721-7287
At garbage collection site	Meguro Waste Collection Office	03-3719-5345

● Deceased Animal Disposal

When the deceased animal's owner or the landlord request for disposal, Meguro Waste Collection Office takes care of disposal with a fee ¥2,600 yen per animal (less than 25kg).

▶ On city roads or metropolitan roads.

Please contact Meguro Waste Collection Office.

▶ On national roads.

Please contact Tokyo National Highway Office Yoyogi Branch Office (☎03-3374-9451).

List of contact information

● Meguro Waste Collection Office

(Waste Collection, Transportation, Recycling Collection, Waste Collection Sites, and Others)

☎ 03-3719-5345 2-13-19, Megurohoncho, Meguro-ku

● Waste Management & Recycling Section

(Planning and Promotion, and Others)

☎ 03-5722-9572

6F Main Building, Meguro City Office Complex, 2-19-15, Kamimeguro, Meguro-ku

● Meguro City website

● Large-sized Waste Acceptance Center

An inquiry or an application for large-sized waste collection

☎ 03-5715-0053

Internet application: available 24/7

Please use multilingual translation function.

Meguro City website: “オンラインサービス”(Online service),

“粗大ごみ処理の手続き”(Procedures of oversized garbage processing)

● Eco-Life Meguro Promotion Association

For information about environmental concerns and recycling

☎ 03-3715-7835

● Meguro Eco Plaza

Contact for the collection of used clothing, waste cooking oils, ink cartridges, etc.

☎ 03-5721-2300

Dendo Fureai-kan B1F, 1-25-26, Meguro, Meguro-ku

● ReNet Japan Recycle Co., Ltd

Collection of computers and small home appliances by the forwarding service.

☎ 0570-085-800

Internet application: <https://www.renet.jp/>

● PC 3R Promotion Association

Contact for an inquiry for bankrupted or closed manufacturers, custom made computers or computers from unknown manufacturers.

☎ 03-5282-7685

Website: <https://www.pc3r.jp/>

● Home Appliances Recycling Pick-up Center

Contact for an application of collection for air conditioners, televisions, refrigerators, freezers, wash machines and dryers.

☎ 03-5296-7200

Internet application: available 24/7

<https://kaden23rc.tokyokankyo.or.jp/>

Meguro City How to Separate and Dispose of Waste Items and Recyclables

Issued by: Meguro City

Editor: Waste Management & Recycling Section, Environment & Waste Collection Department,

Meguro City Office, 2-19-15 Kamimeguro, Meguro-ku ☎ 03-5722-9572

Printing Company: DoUrvan Co., Ltd.

Issued in March 2020

Main printing number

31-34

