


All kinds of procedures with this 1 card

Making for **convenient** living and **quick, easy** administrative processes

Your passport in a digital society



Your Individual Number Card



Health Insurance Card

Myna portal  
(Online Application)

Tax Return

Convenience Store Pickup

API Integration

Online Contracts

マイナンバーカードで  
マイナポイント

Receive up to

5,000 yen

25%  
of your money  
back

worth of points that can be used for a  
cashless payment service  
of your choice!

"Individual Number Card Points" is a system where you can use your Individual Number Card to preregister for and apply to use Individual Number Card Points. Earn points when you add money to or make purchases with a cashless payment service account of your choice!

Points can be used with a variety of cashless payment services

IC cards (electronic money)



QR code payments



Credit cards



It is **safe and secure** to  
use Individual Number Card Points!

- The Individual Number Card electronic ID is used to preregister for and apply to use Individual Number Card Points, making it difficult for your personal information to be misused, such as through identity theft.
- The government cannot collect or store your shopping history.

When picking up your Individual Number Card, please be aware of information on disease prevention from your local public authorities and avoid peak hours when government offices may be crowded to prevent the spread of COVID-19.

△ Please be wary of suspicious phone calls, emails, mail, visits, etc. from persons claiming to be associated with the Individual Number Card Points service.  
△ For Individual Number Card Points preregistration and application support, go to "Individual Number Card Points Preregistration/Application Spot" on the official Individual Number Card Points website.

Inquiries

About Individual Number Card Points

0570-0100-76 (toll number) [Weekdays: 9:30-20:00 Weekends and holidays: 9:30-17:30]



# STEP 1

Obtain an Individual Number Card

Those who do not have an Individual Number Card

Get your card issued quickly by applying online!




# STEP 2

Preregistration

Those who have an Individual Number Card but have not preregistered for Individual Number Card Points

I've gotten my Individual Number Card issued!




# STEP 3

Application

Those who have obtained an Individual Number Card / preregistered for Individual Number Card Points

You already have both!



## Get your Individual Number Card!

The following 4 methods can be used to apply for an Individual Number Card.

On a smartphone



On a computer



At an identification photo booth



By mail



How to obtain an Individual Number Card

1

Those who have the Individual Number Card application form sent with their Notification Card, please use the methods above to apply.



Those who do not have an Individual Number Card application

The Individual Number Card application form and envelope can be downloaded on the specified website. (The application form and envelope included with this flyer can be used to apply.)


マイナンバーカード 郵便 \*You will need to enter your Individual Number.

Individual Number Card General Site  
For details, please refer to this QR code or visit the following URL.  
<https://www.kojinbango-card.go.jp/en-kofushinse/>



2

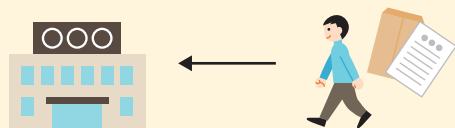
You will receive a "Notice of Issuance" from your local municipality.



Approximately 1 month after sending in your application!

3

Bring the required documents listed on the Notice of Issuance that is sent to you to your municipal issue counter and pick up your Individual Number Card!



Keep track of the 4-digit password you set when you pick up your Individual Number Card, and don't forget it!

## Now let's preregister for Individual Number Card Points!

Any of the following methods can be used to preregister for or apply to use Individual Number Card Points.


Preregister or apply anytime online

Smartphone



NFC (Near-field communication) \*1

Computer



A separate card reader is required.

What you will need

The 4-digit password you set when you applied for or picked up your Individual Number Card

Your Individual Number Card

You can also preregister or apply at any of these Individual Number Card Points Preregistration/Application Spots

Your municipal Individual Number Card Point counter



KDDI (au Shop)

NTT DOCOMO (docomo Shop)

AEON Group (superstores (general merchandise stores) and select supermarkets)

Softbank (Softbank Shop/Y!mobile Shop)

Post office

\* Machines supporting the service will be set up at different times. As there will still be municipalities and stores that do not support the service yet, please see the Individual Number Card Points website for information on supporting locations.

7-Eleven (multi-function copier)

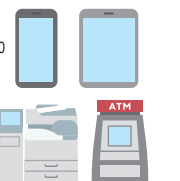
Seven Bank (ATM) \*Individual Number Card Point services scheduled to start around September 2020

Bic Camera

Mizuho Bank

Yamada Denki

Lawson (multi-function copier)



Set it up easily on your smartphone! (for iPhone users)

1

Download the "Individual Number Card Points app".



Individual Number Card Points app

Go here for the download page!



Japanese only

2

Enter the 4-digit password you set when you applied for or picked up your Individual Number Card.

After entering your password, tap **次へ進む** (Next)



Please be aware that if you enter your password incorrectly 3 times in a row, you will need to reset your password at your municipal Individual Number Card Point counter.

3

Place your Individual Number Card beneath your smartphone and scan the card.



Place your Individual Number Card in a location where it can be scanned.\*1



The appropriate placement of your card may vary depending on your device. For more information, please see our website.\*2

Finish scanning your Individual Number Card, then tap

発行

to

Issue

finish your preregistration for Individual Number Card Points!

\*1 Please see below for the smartphone models that support Individual Number Card scanning.



Japanese only



Japanese only



Japanese only



Japanese only

\*For Android devices, switch the order of Steps 2 and 3 as follows:

1 Download the app. → 3 Scan your card. → 2 Enter your 4-digit password.

\*Your Individual Key ID is set up when you preregister to use Individual Number Card Points. (If you have already set up your Individual Key ID, you have already preregistered for Individual Number Card Points.)

\*If the maximum number of anticipated preregistrations is reached, preregistration may be closed early.



Japanese only

For the latest news, see the Individual Number Card Points website!

マイナポイント

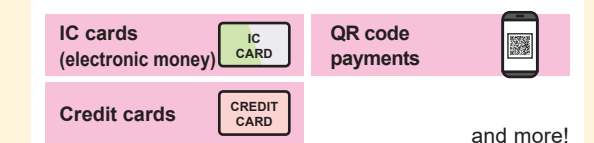


Applying on a smartphone

1

Open the Individual Number Card Points app and tap "Apply to Use Individual Number Card Points". Select the cashless payment service you wish to use.

Applicable cashless payment services



and more!

Please note that you will not be able to change the cashless payment service after you have selected it.

September 2020 or later

2

Add money to or make purchases with your selected cashless payment service account.

Applicable for money added and purchases made between 9/1/2020 and 3/31/2021!

You will not need your Individual Number Card when adding money to an account or making a purchase.

3

Individual Number Card Points can be used as points for the cashless payment service of your choice!

Receive up to **5,000** yen worth of points!

(20,000 yen worth of money added or purchases made)

Get **25%** of your money back!

\*There are also companies with services that provide the following methods for applying to use and obtaining Individual Number Card Points.  
• Signing up on the app provided by the payment service.  
• The payment service provider assists in the application process after you purchase a prepaid IC card, etc. at the store.

