

How to properly separate and dispose of recyclable resources and garbage

Households

Recyclable Plastics

Every Week


Day

By 8 a.m.

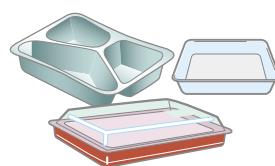
Please sort out the plastics with identification mark "Pla Mark" (♻️) as recyclable plastic. Please rinse before disposal.



Films and bags



Caps (lids)



Trays



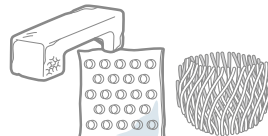
Cups and packages



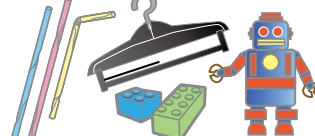
Bottles and tubes




Cases (CD, DVD, etc.)



Styrofoam, etc.



Other plastics



- ① Clean with rags, water, etc.
- ② Place in a plastic bag that reveals its contents.

Do not layer bags.

Plastic bottles, bottles, cans, recyclable paper

Every Week

Day

By 8 a.m.

Rinse before disposal

※Remove caps and labels.



Plastic Bottles



Plastic bottles only

※Only for food and drinks



Bottles




Bottles only

※Only for food and drinks



Cans




Cans only

Also collected on rainy days



Newspapers, cardboards, paper cartons, miscellaneous paper



Other recyclable paper (snack boxes, toilet paper and cling wrap core, etc.)

PET bottles

Place PET bottles into bags designated for PET bottles or into clear plastic bags.

Bottles・Cans

Place bottles and cans into a clear plastic bag or their designated containers.

Recyclable paper

Bind paper together with string according to type. Other recyclable paper can be disposed of in paper bags or taken out placed between magazines.

Stuff flyers between newspapers.

Combustible waste

(Waste that can be burned)

Every Week

Day

By 8 a.m.




Uncleanable plastics



Rubber, leather products




Kitchen waste (Drain water well)




CD, videotape, etc.



Unrecyclable paper



Clothes, paper diaper, etc. (Remove filth before disposal)



Place in a trash can or a clear plastic bag.

Incombustible waste

(Waste that cannot be burned)

Week of the Month

Day of the Week

Day

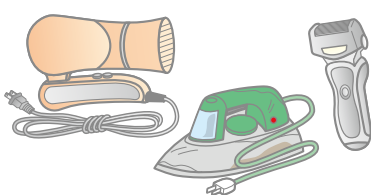
By 8 a.m.



Ceramics, glasses



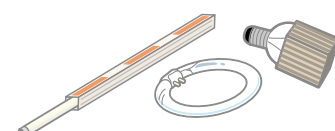
Disposable pocket warmers
Metallic products
Wrap cutting tools in newspapers, etc. and mark "キケン" (DANGEROUS).



Small-sized home appliances of less than 30 cm
*Anything longer than 30 cm is large-sized waste.




Cassette Gas cylinder, spray can, lighter



Light bulbs, fluorescent lights

Place light bulbs and fluorescent lights in the cases, etc. that they were in when purchased.
*Fluorescent lights are also collected at collection sites. (excluding light bulbs)



Place in a trash can or a clear plastic bag.

Large-sized waste

Application System (with charges)

*Some kinds of bringings are accepted free of charge

Anything longer than 30 cm is large-sized waste.

Large-sized waste from businesses is not collected by the city. Please commission to waste collection and transporting companies.

Large-sized waste
Reception Center

TEL:03-5296-7000 (Available Monday-Saturday) 8:00~19:00
By Internet (Accepted 24 hours) <https://sodai.tokyokankyo.or.jp>

● Please put out of all resources and waste by 8 a.m. on the specified days of the week. ●



Minato Call (Minato City Call Center) TEL:03-5472-3710
(Open all year 8:00~20:00) FAX: 03-5777-8752

Minato Recycling and Waste Management Office TEL:03-3450-8025
(Mon - Sat 7:40~17:15) FAX: 03-3450-8063

Issue number: 2020032-5651 Issued in April 2020